Pinnacle Wire Ropes

Specialty Crane Ropes Catalog

Alps Wire Rope Corporation

"THE PINNACLE OF QUALITY"

introduction

Alps Wire Rope Corporation has long provided innovative products from the best mills in the world to meet the demanding needs of the wire rope industry in North America. Since our founding in 1968 we have provided the highest quality products to a market that demands value.

Alps partners with selected wire rope mills from Asia, Europe, and North America that manufacture advanced ropes designed to meet the many specialized needs that arise in the construction, mining, and lifting industries. Our long history providing, globally sourced, wire rope products gives us access to technical support from the engineering staffs of our manufacturing mills, who have an intimate understanding of the various international standards applicable to this market. This provides you with a supplier who has a thorough understanding of those specifications, and their application to the requirements of the market.

In addition to the technical service departments of the rope manufacturers, our staff works closely with the various supply chain and engineering departments of the distributors, and equipment manufacturers, that we supply. The relationships we have built getting to know our customers allow us to provide them with what they need, not just what we have to offer. We believe this is what sets us apart from the rest of the industry.

Our job doesn't end when we sell you a rope. Our quality system maintains a unique reel number for each piece of rope produced. This allows you complete traceability of your specific length of rope. Our outside sales, and our technical staff, remain available to assist you should you encounter an issue that requires resolution. Alps stands behind the products it sells because our goal is a satisfied customer.

Alps is driven by a desire to "be the best", and "do the right thing". This philosophy has allowed us, and our partners, to enjoy success. Through the partnerships we have established, the line of Specialty Crane Ropes we have assembled, and the personnel to support your requirements, we are confident we can offer you a solution to meet your requirement.

Please take time to review this literature. We would appreciate the opportunity to earn your trust.

contents

3 **Capabilities & Applications**

5 **6 Strand**

11 **8 Strand**

19 **19 Strand**

21 **35 Strand**

25 **Specialty**

Alps Wire Rope Corporation handles several constructions of Crane Ropes in Rotation Resistant, Spin Resistant, and General Purpose wire ropes. Each construction has its own unique characteristics, benefits, and shortcomings. Special consideration should always be given to making any substitutions on any equipment. We strongly recommend that any user contact the equipment manufacturer for a recommendation of "authorized rope constructions and substitutions". That being said, the following characteristics do apply to the various classifications of our Pinnacle Wire Ropes.

Acknowledgements

- American National Standards Institute (ANSI)
- American Petroleum Institute (API)
- American Society for Testing Materials (ASTM)
- Occupational Safety & Health Administration (OSHA)
- Wire Rope Technical Board

Pinnacle Wire Ropes

ROPE CONSTRUCTION & APPLICATION CHARACTERISTICS

Rope Construction Characteristics						
Rope Construction	High Break Load	Compacted	Swaged	Plastic Enhanced	Low Torque	Double Parallel Lay
Compact 619	x	x				
Compact 636	x	x				
Compact 6P	x	x		x		
Compact T6P	xx	x		x		
Peak Pac Plus	xx	x	x			
Dynaflex DFC 8	x	x				
Dynaflex DFS 8	xx	x	x			
UNIQ WS8	x					x
UNIQ WS8C	xx	x				x
UNIQ S8S	xx		x			x
Compact 8P	x	x		x		
Compact T8P	xx	x	x	x		
Super 3X	x	x	x			
Compact 19	x	x			x	
Compact 19P	x	x		x	x	
Compact 35	xx	x			xx	
Compact 35P	xx	x		x	xx	
Ultra Pac UP4	xx	x	x		xx	

Rope Application Characteristics						
Rope Construction	Improved Winding	Flexibility	Resists Crushing	Improved Wear	Bending Fatigue	Accepts Swivel
Compact 619	x	x	x	x	x	
Compact 636	x	xx	x	x	x	
Compact 6P	x	x	x	x	xx	
Compact T6P	x	x	xx	x	xx	
Peak Pac Plus			xx	xx	x	
Dynaflex DFC 8	x	xx	x	x	xx	
Dynaflex DFS 8	x	xx	x	xx	xx	
UNIQ WS8	x	xx			xx	
UNIQ WS8C	x	xx		x	xx	
UNIQ S8S	x	xx		x	xx	
Compact 8P	x	xx	x	x	xx	
Compact T8P	x	xx	xx	xx	xx	
Super 3X	x	x	xx	xx	x	
Compact 19		xx		x		
Compact 19P		xx		x		
Compact 35		xx		x		x
Compact 35P		xx		x		x
Ultra Pac UP4			x	xx		

x - Improved characteristics as opposed to Standard Round Strand Wire Ropes of the same construction
xx - Superior characteristics as opposed to other wire ropes for similar applications



TYPICAL APPLICATIONS

Use	Type of Rope																	
	Comp. 619	Comp. 636	Comp. 6P	Comp. T6P	Peak Pac Plus	Dynaflex DFC8	Dynaflex DFS 8	UNIQ WS8	UNIQ WS8C	UNIQ S8S	Comp. 8P	Comp. T8P	Super 3x	Comp. 19	Comp. 19P	Comp. 35	Comp. 35P	Ultra Pac UP4
Auxillary Hoist	x	x	x															
Boom Hoist	x	x	x	x	x						x	x	x					
Boom Hoist Rope	x	x	x	x	x													
Core Drilling	x	x	x	x							x	x				x	x	x
Crawler Cranes	x	x	x	x	x									x	x	x	x	x
Deck Cranes	x	x	x	x							x	x				x	x	x
Dredges	x	x	x	x							x	x				x	x	
Gantry Cranes	x	x	x	x		x	x	x	x	x	x	x		x	x	x	x	
Ladle Crane	x	x	x								x	x						
Main Hoist	x	x	x															
Main Host Rope	x	x	x	x														
Mobile Cranes	x	x	x	x	x						x	x		x	x	x	x	x
Overhead Crane	x	x	x	x		x	x	x	x	x	x	x		x	x	x	x	
Overrhead Hoists	x	x	x	x		x	x	x	x	x	x	x		x	x	x	x	
Pedestal Cranes	x	x	x	x		x	x	x	x	x	x	x		x	x	x	x	x
Pendant Ropes								x	x	x								
Port Cranes						x	x	x	x	x	x	x		x	x	x	x	x
Ship Cranes	x	x	x	x		x	x	x	x	x	x	x		x	x	x	x	x
Tower Cranes																x	x	x
Trolley Rope	x	x	x	x		x	x				x	x						
Unloader Cranes	x	x	x	x	x									x	x	x	x	x
Whipline Rope	x	x	x	x														

High performance and specialty crane ropes require specialized care and handling. Please contact your wire rope provider for more information.

6 Strand

Compact 619

Right or Left, Regular or Lang, Bright or Galvanized
IWRC, Compacted
6x19 Class

- Higher breaking strengths for given diameters
- Better drum winding characteristics
- Increased flexibility under load
- Improved resistance to crushing
- Reduces drum and sheave wear


6xP.S{19:1+9+9}+IWRC


6xP.fi{25:1+6+(6)+12}+IWRC


6xP.WS{26:1+5+(5+5)+10}+IWRC

Diameter Range Construction Criteria (mm)	10-40mm
Total number of wire	163-294

Nominal Diameter		Approx. Weight		Minimum Breaking Strength								Max. Length
				1960 Grade				2160 Grade				
inch	mm	kg/m	lbs/ft	M ton	kN	lbs	US ton	M ton	kN	lbs	US ton	m
-	10	0.461	0.310	8.50	84.0	18,800	9.40	9.90	89	20,000	10.00	3,050
7/16	11.1	0.568	0.382	10.20	100.0	22,500	11.25	11.40	112	26,100	13.05	3,050
-	12	0.664	0.446	11.90	117.0	26,200	13.10	12.70	125	28,000	14.00	3,050
1/2	12.7	0.72	0.484	13.40	131.0	29,500	14.75	14.20	139	31,300	15.65	3,050
-	13	0.769	0.517	14.00	137.0	30,900	15.45	14.90	146	32,800	16.40	3,050
9/16	14.3	0.93	0.625	17.00	167.0	37,500	18.75	18.20	178	40,100	20.05	2,000
5/8	16	1.15	0.773	21.20	208.0	46,700	23.35	22.60	222	49,800	24.90	3,050
-	18	1.45	0.974	26.90	264.0	59,300	29.65	28.70	281	63,300	31.65	3,050
3/4	19.1	1.63	1.10	30.30	297.0	66,800	33.40	32.30	317	71,200	35.60	3,050
-	20	1.79	1.20	33.20	326.0	73,200	36.60	35.40	347	78,000	39.00	3,050
-	22	2.17	1.46	40.20	394.0	88,600	44.30	42.90	421	94,600	47.30	3,050
7/8	22.2	2.21	1.49	41.70	409.0	91,900	45.95	44.50	436	98,100	49.05	3,050
-	24	2.58	1.73	47.90	470.0	105,600	52.80	51.10	501	112,700	56.35	2,440
-	25	2.8	1.88	52.00	510.0	114,600	57.30	55.40	543	122,100	61.05	2,440
1	25.4	2.89	1.94	53.70	527.0	118,400	59.20	57.20	561	126,100	63.05	2,440
-	26	3.03	2.04	56.20	551.0	123,900	61.95	60.00	589	132,300	66.15	2,000
-	28	3.51	2.36	65.20	639.0	143,700	71.85					2,000
1-1/8	28.6	3.66	2.46	68.00	667.0	149,900	74.95					2,100
-	30	4.03	2.71	74.80	734.0	164,900	82.45					3,800
1-1/4	31.8	4.53	3.04	84.10	825.0	185,400	92.70					3,300
-	32	4.59	3.08	85.20	836.0	187,800	93.90					3,300
-	34	5.18	3.48	96.10	942.0	211,900	105.95					2,950
1-3/8	35	5.46	3.67	102.00	1,000.0	224,900	112.45					2,600
-	36	5.81	3.90	108.00	1,059.0	238,100	119.05					2,600
1-1/2	38	6.51	4.37	120.00	1,177.0	264,600	132.30					2,600
-	40	7.16	4.81	133.00	1,304.0	293,200	146.60					2,600

Compact 636

Right or Left, Regular or Lang, Bright or Galvanized
IWRC, Compacted
6x36 Class

- Higher breaking strengths for given diameters
- Increased flexibility under load
- Better drum winding characteristics
- Improved resistance to crushing
- Reduces drum and sheave wear



6xP.FI{29:1+7+(7)+14}+IWRC



6xP.WS {36:1+7+(7+7)+14}+IWRC



6xP.WS {31:1+6+(6+6)+12}+IWRC

Diameter Range Construction Criteria (mm)	6.35-40mm
Total number of wire	223-265

Nominal Diameter		Approximate Weight		Minimum Breaking Strength								Max. Length
				1960 Grade				2160 Grade				
Inch	mm	kg/m	lbs/ft	M ton	kN	lbs	US ton	M ton	kN	lbs	US ton	m
1/4	6.35	0.191	0.128	3.46	33.9	7,600	3.80	3.69	36.2	8,100	4.05	2,000
5/16	8	0.303	0.204	5.50	53.9	12,100	6.05	5.85	57.4	12,900	6.45	2,000
-	9	0.384	0.258	6.96	68.3	15,300	7.65	7.40	72.6	16,300	8.15	2,000
3/8	9.5	0.427	0.287	7.75	76.0	17,100	8.55	8.25	80.9	18,200	9.10	2,000
-	10	0.474	0.318	8.59	84.2	18,900	9.45	9.14	89.6	20,100	10.05	2,000
7/16	11.1	0.57	0.383	10.30	101	22,700	11.35	10.90	107	24,000	12.00	3,050
-	12	0.682	0.458	12.00	118	26,500	13.25	12.80	126	28,200	14.10	3,050
1/2	12.7	0.749	0.503	13.50	132	29,800	14.90	14.30	140	31,500	15.75	3,050
-	13	0.785	0.527	14.10	138	31,100	15.55	15.00	147	33,100	16.55	3,050
9/16	14.3	0.95	0.638	17.20	169	37,900	18.95	18.30	179	40,300	20.15	2,000
5/8	16	1.18	0.793	21.40	210	47,200	23.60	22.80	224	50,300	25.15	3,050
-	18	1.49	1.00	27.10	266	59,700	29.85	28.90	283	63,700	31.85	3,050
3/4	19.1	1.68	1.13	30.50	299	67,200	33.60	32.50	319	71,600	35.80	3,050
-	20	1.84	1.24	33.40	328	73,600	36.80	35.60	349	78,500	39.25	3,050
-	22	2.23	1.50	40.50	397	89,300	44.65	43.20	424	95,200	47.60	3,050
7/8	22.2	2.27	1.53	42.00	412	92,600	46.30	44.50	436	98,100	49.05	3,050
-	24	2.65	1.78	48.20	473	106,300	53.15	51.40	504	113,300	56.65	2,440
-	25	2.89	1.94	52.30	513	115,300	57.65	55.80	547	123,000	61.50	2,440
1	25.4	2.98	2.00	54.00	530	119,000	59.50	57.60	565	127,000	63.50	2,440
-	26	3.12	2.10	56.60	555	124,800	62.40	60.40	592	133,200	66.60	2,000
-	28	3.61	2.43	65.60	643	144,600	72.30	70.00	686	154,300	77.15	2,000
1-1/8	28.6	3.77	2.53	68.50	672	151,000	75.50	73.10	717	161,200	80.60	2,000
-	30	4.15	2.79	75.40	739	166,200	83.10	80.40	788	177,200	88.60	3,450
1-1/4	31.8	4.66	3.13	84.70	831	186,700	93.35	90.40	887	199,300	99.65	3,000
-	32	4.72	3.17	85.70	840	188,900	94.45	91.50	897	201,700	100.85	3,000
-	34	5.33	3.58	96.80	949	213,400	106.70					2,700
1-3/8	35	5.61	3.77	103	1,010	227,100	113.55					2,400
-	36	5.97	4.01	109	1,069	240,300	120.15					2,400
1-1/2	38	6.69	4.50	121	1,187	266,800	133.40					2,400
-	40	7.38	4.89	134	1,314	295,400	147.70					2,400

6 Strand

Compact 6P

Right or Left, Regular or Lang,
Bright or Galvanized
Compacted

- Compact 6P has a plastic layer between the core and the compacted outer strands.
- Compact 6P has a high breaking load and good structural stability.
- Compact 6P is fully lubricated and made out of galvanized or ungalvanized wires.
- Compact 6P has improved fatigue characteristics.



Diameter Range Construction Criteria (mm)	10~34	34~38	38~45
Total number of wire	205	235	265
Number of load bearing wires in outer strands	156	186	216
The number of wire in outer strand	60	72	84
Average fill factor	0.68		

Nominal Diameter		Approximate Weight		Minimum Breaking Strength											
				1770 Grade				1960 Grade				2160 Grade			
inch	mm	kg/m	lbs/ft	M ton	kN	lbs	US ton	M ton	kN	lbs	US ton	M ton	kN	lb	US ton
3/8	10	0.472	0.317	7.7	75.7	17,000	8.50	8.5	83.8	18,800	9.40	9.1	88.9	19,900	9.95
-	11	0.571	0.384	9.3	91.6	20,500	10.25	10.3	101.4	22,700	11.35	11.0	107.5	24,100	12.05
-	12	0.680	0.457	11.1	109.0	24,500	12.25	12.3	120.7	27,100	13.55	13.1	128.0	28,700	14.35
1/2	12.7	0.762	0.512	12.4	122.0	27,400	13.70	13.8	135.1	30,300	15.15	14.6	143.3	32,200	16.10
-	13	0.798	0.536	13.0	127.9	28,700	14.35	14.4	141.6	31,800	15.90	15.3	150.2	33,700	16.85
9/16	14	0.926	0.622	15.1	148.3	33,300	16.65	16.7	164.2	36,900	18.45	17.8	174.2	39,100	19.55
-	15.0	1.06	0.714	17.4	170.3	38,200	19.10	19.2	188.5	42,300	21.15	20.4	200.0	44,900	22.45
5/8	16	1.21	0.812	19.8	193.7	43,500	21.75	21.9	214.5	48,200	24.10	23.2	227.5	51,100	25.55
-	17.0	1.37	0.917	22.3	218.7	49,100	24.55	24.7	242.2	54,400	27.20	26.2	256.8	57,700	28.85
-	18	1.53	1.03	25.0	245.2	55,100	27.55	27.7	271.5	61,000	30.50	29.4	288.0	64,700	32.35
3/4	19.0	1.71	1.15	27.9	273.2	61,400	30.70	30.8	302.5	68,000	34.00	32.7	320.8	72,100	36.05
-	20	1.89	1.27	30.9	302.7	68,000	34.00	34.2	335.2	75,300	37.65	36.3	355.5	79,900	39.95
-	21	2.08	1.40	34.0	333.7	75,000	37.50	37.7	369.5	83,000	41.50	40.0	391.9	88,000	44.00
-	22	2.29	1.54	37.3	366.2	82,300	41.15	41.4	405.5	91,100	45.55	43.9	430.2	96,700	48.35
7/8	22.2	2.37	1.59	38.7	379.7	85,300	42.65	42.9	420.4	94,500	47.25	45.5	445.9	100,200	50.10
-	23	2.50	1.68	40.8	400.3	89,900	44.95	45.2	443.3	99,600	49.80	47.9	470.1	105,600	52.80
-	24	2.72	1.83	44.4	435.8	97,900	48.95	49.2	482.6	108,400	54.20	52.2	511.9	115,000	57.50
-	25	2.95	1.98	48.2	472.9	106,300	53.15	53.4	523.7	117,700	58.85	56.6	555.5	124,800	62.40
1	25.4	3.05	2.05	49.8	488.2	109,700	54.85	55.1	540.6	121,500	60.75	58.5	573.4	128,900	64.45
-	26	3.19	2.14	52.2	511.5	114,900	57.45	57.8	566.4	127,300	63.65	61.3	600.8	135,000	67.50
-	27	3.44	2.31	56.2	551.6	123,900	61.95	62.3	610.8	137,300	68.65	66.1	647.9	145,600	72.80
-	28	3.70	2.49	60.5	593.2	133,300	66.65	67.0	656.9	147,600	73.80	71.1	696.8	156,600	78.30

- Compact 6P is suitable for multi-layer spooling.
- Compact 6P has a good resistance against drum crushing.
- Compact 6P must not be used with a swivel.
- Compact 6P has improved internal corrosion resistance.

Nominal Diameter		Approximate Weight		Minimum Breaking Strength											
				1770 Grade				1960 Grade				2160 Grade			
inch	mm	kg/m	lbs/ft	M ton	kN	lbs	US ton	M ton	kN	lbs	US ton	M ton	kN	lb	US ton
1-1/8	28.6	3.86	2.59	63.0	617.9	138,900	69.45	69.8	684.2	153,800	76.90	74.0	725.7	163,100	81.55
-	29	3.97	2.67	64.9	636.4	143,000	71.50	71.9	704.7	158,400	79.20	76.2	747.4	168,000	84.00
-	30	4.25	2.86	69.4	681.0	153,000	76.50	76.9	754.1	169,500	84.75	81.6	799.9	179,800	89.90
-	31	4.54	3.05	74.2	727.2	163,400	81.70	82.1	805.2	181,000	90.50	87.1	854.1	192,000	96.00
1-1/4	32.0	4.84	3.25	79.0	774.8	174,100	87.05	87.5	858.0	192,800	96.40	92.8	910.1	204,500	102.25
-	33	5.14	3.46	84.0	824.0	185,200	92.60	93.0	912.5	205,100	102.55	98.7	967.8	217,500	108.75
-	34	5.46	3.67	89.2	874.7	196,600	98.30	98.8	968.6	217,700	108.85	104.8	1,027.4	230,900	115.45
1-3/8	35.0	5.79	3.89	95.7	938.1	210,800	105.40	104.7	1,026.0	230,600	115.30	111.0	1,089.0	244,800	122.40
-	36	6.12	4.11	101.2	992.4	223,000	111.50	110.7	1,086.0	244,100	122.05	117.5	1,152.0	258,900	129.45
1-1/2	38.0	6.82	4.58	112.8	1,106.0	248,600	124.30	123.4	1,210.0	272,000	136.00	130.9	1,283.0	288,400	144.20
-	40	7.56	5.08	126.0	1,236.0	277,800	138.90	136.7	1,341.0	301,400	150.70	145.0	1,422.0	319,600	159.80
1-5/8	41.3	8.05	5.41	134.2	1,316.0	295,800	147.90	145.6	1,427.0	320,700	160.35	154.4	1,514.0	340,300	170.15
-	42	8.33	5.60	138.9	1,362.0	306,100	153.05	150.7	1,478.0	332,200	166.10	159.9	1,568.0	352,400	176.20
-	44	9.15	6.15	152.5	1,495.0	336,000	168.00	165.4	1,622.0	364,600	182.30	175.5	1,721.0	386,800	193.40
1-3/4	45.0	9.57	6.43	159.5	1,564.0	351,500	175.75	173.0	1,697.0	381,400	190.70	183.5	1,800.0	404,600	202.30

ALPS PLASTIC ENHANCED WIRE ROPES

Alps Wire Rope's plastic enhanced wire rope contains a unique protective layer that forms around the core and between the individual strands of the rope. This plastic forms a protective layer that acts as a seal for the ropes lubrication and a shield to promote longer service life.

Plastic in the core acts as a cushion which results in reduced friction on individual wires and strands. This helps to improve load equalization among the wires with reduced contact bending stress which in turn can affect individual strand and wire fatigue. This also ensures continued flexibility and prolongs the life of the rope.

Alps plastic enhanced wire ropes can be fabricated with most types of end fittings.

Alps plastic enhanced wire ropes are an excellent high performance rope and can be used in many applications. See page #4 for more information.

6 Strand

Compact T6P

Right or Left, Regular or Lang,
Bright or Galvanized, Compacted,
Rotary Swaged, Plastic Infused

- Compact T6P is a flexible steel-plastic combination rope with double parallel laid strands.
- Compact T6P has an extremely high breaking strength and is very resistant to abrasian.
- Compact T6P is suitable for multi-layer spooling systems with guided loads.
- Compact T6P is fully lubricated and made out of galvanized or ungalvanized wires.
- Compact T6P must not be used with a swivel.



Diameter Range Construction Criteria (mm)	12~32
Total number of wire	224
Number of load bearing wires in outer strands	156
The number of wire in outer strand	60
Average fill factor	0.72

Nominal Diameter		Approximate Weight		Minimum Breaking Strength			
				1960 Grade			
inch	mm	kg/m	lbs/ft	M ton	kN	lbs	US ton
-	12	0.711	0.478	13.80	135.6	30,400	15.20
1/2	12.7	0.804	0.540	15.47	151.7	34,100	17.05
-	13	0.835	0.561	16.20	159.0	35,700	17.85
-	14	0.968	0.650	18.80	184.4	41,400	20.70
9/16	14.3	1.01	0.680	19.60	192.2	43,200	21.60
-	15	1.11	0.850	21.60	211.7	47,500	23.75
5/8	15.9	1.26	0.850	24.54	240.6	54,100	27.05
-	16	1.26	0.847	24.60	240.8	54,100	27.05
-	18	1.60	1.08	31.10	304.8	68,500	34.25
-	19	1.78	1.20	34.60	339.2	76,200	38.10
3/4	19.1	1.79	1.20	34.61	339.4	76,300	38.15
-	20	1.98	1.33	38.30	375.9	84,500	42.25
-	22	2.39	1.61	46.40	454.8	102,200	51.10
7/8	22.2	2.44	1.64	47.22	463.0	104,100	52.05
-	24	2.84	1.91	55.20	541.3	121,600	60.80
-	25	3.09	2.08	59.90	587.3	132,000	66.00
1	25.4	3.18	2.14	61.83	606.3	136,300	68.15
-	26	3.34	2.24	64.80	635.3	142,800	71.40
-	27	3.60	2.42	69.90	685.1	154,000	77.00
-	28	3.87	2.60	75.10	736.8	165,600	82.80
1-1/8	28.6	4.03	2.71	78.38	768.6	172,800	86.40
-	29	4.15	2.79	80.60	790.3	177,600	88.80
-	30	4.44	2.98	86.20	845.8	190,100	95.05
-	31	4.75	3.19	92.10	903.1	203,000	101.50
1-1/4	31.8	5.06	3.40	98.11	962.1	216,300	108.15
-	32	5.06	3.40	98.10	962.3	216,300	108.15

Peak Pac Plus

Right or Left, Regular or Lang, Bright or Galvanized
CONSTRUCTION : 6×26(WS)IWRC

- 6 Strand compacted and swaged
- Extremely high breaking strength
- High fill rate



Diameter Range Construction Criteria (mm)	1/2 ~ 1-1/2"
Total number of wire	205

Nominal Diameter		Approximate Weight		Minimum Breaking Strength							
				IPS				EIPS			
inch	mm	kg/m	lbs/ft	M ton	kN	lbs	US ton	M ton	kN	lbs	US ton
1/2	12.7	0.93	0.62	15.42	151.2	34,000	17.00	16.69	163.7	36,800	18.40
9/16	14.3	1.18	0.79	19.60	192.2	43,200	21.60	21.18	207.7	46,700	23.35
5/8	16.0	1.44	0.97	24.54	240.6	54,100	27.05	26.49	259.8	58,400	29.20
11/16	17.5	1.74	1.17	29.35	287.8	64,700	32.35	31.71	310.9	69,900	34.95
-	18.0	1.85	1.24	31.03	304.2	68,400	34.20	33.57	329.2	74,000	37.00
3/4	19.0	2.08	1.40	34.56	338.9	76,200	38.10	37.38	366.5	82,400	41.20
-	20.0	2.31	1.55	38.33	375.9	84,500	42.25	41.41	406.1	91,300	45.65
7/8	22.2	2.84	1.91	47.17	462.6	104,000	52.00	49.90	489.3	110,000	55.00
-	24.0	3.32	2.23	55.11	540.4	121,500	60.75	58.29	571.6	128,500	64.25
-	25.0	3.60	2.42	59.87	587.1	132,000	66.00	63.28	620.5	139,500	69.75
1	25.4	3.71	2.49	61.69	604.9	136,000	68.00	65.32	640.5	144,000	72.00
-	26.0	3.88	2.61	64.64	633.8	142,500	71.25	68.27	669.4	150,500	75.25
1-1/8	28.6	4.70	3.16	74.84	733.9	165,000	82.50	79.83	782.8	176,000	88.00
-	30.0	5.17	3.48	82.33	807.3	181,500	90.75	87.77	860.7	193,500	96.75
1-1/4	32.0	5.80	3.90	93.67	918.5	206,500	103.25	99.79	978.6	220,000	110.00
1-1/2	38.1	8.36	5.62	132.77	1301.9	292,700	146.35	132.90	1303.3	293,000	146.50

8 Strand

Dynaflex DFC 8

Right or Left, Regular or Lang, Bright or Galvanized, Compacted

- Dynaflex DFC8 is a 8 strand compacted rope in bright or galvanized.
- Dynaflex DFC8 has a increased service life and a high breaking strength.
- Dynaflex DFC8 is used on container cranes, floating cranes, steel mill cranes, and mobile cranes.



Diameter Range Construction Criteria (mm)	10~50
Total number of wire	327
Average fill factor	0.681

Nominal Diameter	Approximate Weight		Minimum Breaking strength								Metallic Area
			1960 Grade				2160 Grade				
mm	kg/m	lbs/ft	M ton	kN	lbs	US ton	M ton	kN	lbs	US ton	mm2
10	0.47	0.32	8.5	83	18,600	9.30	9.3	91	20,400	10.20	54
11	0.56	0.38	10.2	100	22,400	11.20	11.2	110	24,700	12.35	65
12	0.67	0.45	12.2	120	26,900	13.45	13.4	131	29,400	14.70	77
13	0.79	0.53	14.4	141	31,600	15.80	15.7	154	34,600	17.30	90
14	0.91	0.61	16.8	165	37,000	18.50	18.0	177	39,700	19.85	105
16	1.19	0.8	21.9	215	48,300	24.15	23.6	231	51,900	25.95	137
18	1.51	1.01	27.3	268	60,200	30.10	29.4	288	64,700	32.35	173
19	1.68	1.13	30.4	299	67,200	33.60	32.7	321	72,100	36.05	193
20	1.86	1.25	33.7	330	74,100	37.05	36.1	354	79,500	39.75	214
22	2.25	1.51	40.7	399	89,600	44.80	44.2	433	97,300	48.65	259
24	2.68	1.8	48.5	475	106,700	53.35	52.5	515	115,700	57.85	308
25	2.91	1.96	52.6	516	115,900	57.95	57.0	559	125,600	62.80	334
26	3.15	2.12	57.1	560	125,800	62.90	62.2	610	137,100	68.55	362
28	3.65	2.45	66.2	649	145,800	72.90	71.4	700	157,300	78.65	419
30	4.19	2.82	76.0	746	167,700	83.85	82.6	810	182,000	91.00	482
32	4.76	3.2	86.2	845	189,900	94.95	92.8	910	204,500	102.25	548
34	5.38	3.62	97.3	954	214,400	107.20	103.0	1,010	227,000	113.50	618
36	6.03	4.05	108.4	1,063	238,900	119.45	116.2	1,140	256,200	128.10	693
38	6.72	4.52	120.8	1,184	266,100	133.05	130.5	1,280	287,700	143.85	773
40	7.44	5	134.6	1,320	296,700	148.35	144.8	1,420	319,200	159.60	856
42	8.21	5.52	148.9	1,460	328,200	164.10	159.1	1,560	350,600	175.30	944
44	9.01	6.05	163.2	1,600	359,600	179.80	174.6	1,712	384,800	192.40	1,036
46	9.85	6.62	178.5	1,750	393,400	196.70	190.8	1,871	420,600	210.30	1,132
50	11.6	7.79	210.1	2,060	463,000	231.50	224.3	2,200	494,500	247.25	1,338

Dynaflex DFS 8

Right or Left, Regular or Lang,
Bright or Galvanized, Swaged Rope

- Dynaflex DFS8 is an 8 strand swaged rope.
- Dynaflex DFS8 has a high breaking strength and is more flexible than a six strand rope.



Diameter Range Construction Criteria (mm)	8~40
Total number of wire	319
Average fill factor	0.79

PRODUCT DISCONTINUED.
SEE REPLACEMENT; COMPACT T8 ON PG #26

Nominal Diameter	Approximate Weight		Minimum Breaking Strength								Metallic Area
			1960 Grade				2160 Grade				
mm	kg/m	lbs/ft	M ton	kN	lbs	US ton	M ton	kN	lbs	US ton	mm2
8	0.35	0.24	6.0	59	13,200	6.60	6.5	63	14,100	7.05	40
9	0.44	0.30	7.6	75	16,800	8.40	8.2	80	17,900	8.95	50
10	0.55	0.37	9.4	92	20,600	10.30	10.1	99	22,200	11.10	62
11	0.66	0.44	11.4	112	25,100	12.55	12.2	120	26,900	13.45	75
12	0.79	0.53	13.5	133	29,800	14.90	14.5	143	32,100	16.05	90
13	0.92	0.62	15.9	156	35,000	17.50	17.1	167	37,500	18.75	105
14	1.07	0.72	18.4	181	40,600	20.30	19.8	194	43,600	21.80	122
15	1.23	0.83	21.2	207	46,500	23.25	22.7	223	50,100	25.05	140
16	1.40	0.94	24.1	236	53,000	26.50	25.9	254	57,000	28.50	160
18	1.77	1.19	30.5	299	67,200	33.60	32.7	321	72,100	36.05	202
19	1.97	1.32	33.9	333	74,800	37.40	36.5	358	80,400	40.20	225
20	2.18	1.46	37.6	369	82,900	41.45	40.4	396	89,000	44.50	249
22	2.64	1.77	45.5	446	100,200	50.10	48.9	479	107,600	53.80	302
24	3.14	2.11	54.1	531	119,300	59.65	58.2	571	128,300	64.15	359
25	3.41	2.29	58.8	576	129,400	64.70	63.1	619	139,100	69.55	390
26	3.69	2.48	63.5	623	140,000	70.00	68.3	670	150,600	75.30	421
28	4.28	2.88	73.7	723	162,500	81.25	79.2	777	174,600	87.30	489
30	4.91	3.30	84.6	830	186,500	93.25	90.9	892	200,500	100.25	561
32	5.58	3.75	96.3	944	212,200	106.10	103.4	1,014	227,900	113.95	638
34	6.30	4.23	108.7	1,066	239,600	119.80	116.8	1,145	257,300	128.65	721
36	7.07	4.75	121.8	1,195	268,600	134.30	130.9	1,284	288,600	144.30	808
38	7.87	5.29	135.7	1,331	299,200	149.60	145.9	1,430	321,400	160.70	900
40	8.73	5.87	150.4	1,475	331,500	165.75	161.6	1,585	356,300	178.15	998

8 Strand

Compact 8P

Right or Left, Regular or Lang,
Bright or Galvanized
Compacted, Plastic Infused

- Compact 8P has a plastic layer between the core and the compacted outer strands.
- Compact 8P has a high breaking load and good stuctural stability.
- Compact 8P is fully lubricated and made out of galvanized or ungalvanized wires.



Diameter Range Construction Criteria (mm)	8~42	42~48	48~60
Total number of wire	341	381	421
Number of load bearing wires in outer strands	208	248	288
The number of wire in outer strand	80	96	112
Average fill factor		0.67	

Nominal Diameter		Approximate Weight		Minimum Breaking Strength											
				1770 Grade				1960 Grade				2160 Grade			
inch	mm	kg/m	lbs/ft	M ton	kN	lbs	US ton	M ton	kN	lbs	US ton	M ton	kN	lbs	US ton
5/16	8	0.29	0.20	5.28	51.75	11,600	5.80	5.81	56.98	12,800	6.40	6.12	59.99	13,400	6.70
-	9	0.37	0.25	6.73	66.00	14,800	7.40	7.44	73.00	16,400	8.20	7.74	75.93	17,000	8.50
3/8	10	0.46	0.31	8.25	80.86	18,100	9.05	9.08	89.04	20,000	10.00	9.56	93.74	21,000	10.50
7/16	11	0.56	0.37	9.98	97.80	21,900	10.95	10.99	107.70	24,200	12.10	11.57	113.4	25,400	12.70
-	12	0.66	0.44	11.87	116.40	26,100	13.05	13.07	128.20	28,800	14.40	13.76	135.0	30,300	15.15
1/2	12.7	0.74	0.50	13.30	130.40	29,300	14.65	14.64	143.60	32,200	16.10	15.42	151.2	33,900	16.95
-	13	0.78	0.52	13.93	136.70	30,700	15.35	15.43	151.30	34,000	17.00	16.15	158.4	35,600	17.80
9/16	14	0.90	0.60	16.16	158.50	35,600	17.80	17.82	174.80	39,200	19.60	18.73	183.7	41,200	20.60
-	15	1.03	0.69	18.67	183.10	41,100	20.55	20.67	202.70	45,500	22.75	21.51	210.9	47,400	23.70
5/8	16	1.17	0.79	21.13	207.20	46,500	23.25	23.39	229.40	51,500	25.75	24.47	240.0	53,900	26.95
-	17	1.33	0.89	23.83	233.70	52,500	26.25	26.24	257.30	57,800	28.90	27.62	270.9	60,800	30.40
-	18	1.49	1.00	26.71	262.00	58,800	29.40	29.42	288.50	64,800	32.40	30.97	303.7	68,200	34.10
3/4	19	1.66	1.11	29.78	292.10	65,600	32.80	32.99	323.50	72,700	36.35	34.50	338.4	76,000	38.00
-	20	1.83	1.23	32.98	323.40	72,700	36.35	36.32	356.20	80,000	40.00	38.23	374.9	84,200	42.10
-	21	2.02	1.36	36.36	356.60	80,100	40.05	40.04	392.7	88,200	44.10	42.15	413.4	92,900	46.45
-	22	2.22	1.49	39.94	391.70	88,000	44.00	44.22	433.7	97,400	48.70	46.26	453.7	101,900	50.95
7/8	22.2	2.30	1.55	41.37	405.70	91,200	45.60	45.56	446.8	100,400	50.20	47.96	470.3	105,700	52.85
-	23	2.43	1.63	43.62	427.80	96,100	48.05	48.03	471.0	105,800	52.90	50.56	495.9	111,400	55.70
-	24	2.64	1.77	47.49	465.80	104,700	52.35	52.44	514.3	115,600	57.80	55.05	539.9	121,300	60.65
-	25	2.87	1.93	51.53	505.40	113,600	56.80	56.92	558.2	125,400	62.70	59.74	585.9	131,700	65.85
1	25.4	2.96	1.99	53.20	521.70	117,200	58.60	58.57	574.4	129,100	64.55	61.66	604.7	135,900	67.95
-	26	3.10	2.08	55.97	548.90	123,300	61.65	61.98	607.8	136,600	68.30	64.61	633.7	142,400	71.20
-	27	3.34	2.25	60.11	589.50	132,500	66.25	66.19	649.1	145,900	72.95	69.68	683.3	153,600	76.80
-	28	3.60	2.42	64.64	634.00	142,500	71.25	71.18	698.1	156,900	78.45	74.94	734.9	165,200	82.60

- Compact 8P is suitable for multi-layer spooling.
- Compact 8P has a good resistance against drum crushing.
- Compact 8P must not be used with a swivel.

Nominal Diameter		Approximate Weight		Minimum Breaking Strength											
				1770 Grade				1960 Grade				2160 Grade			
inch	mm	kg/m	lbs/ft	M ton	kN	lbs	US ton	M ton	kN	lbs	US ton	M ton	kN	lbs	US ton
1-1/8	28.60	3.75	2.52	66.51	652.30	146,600	73.30	73.24	718.2	161,400	80.70	78.18	766.7	172,300	86.15
-	29.00	3.86	2.59	69.22	678.80	152,500	76.25	75.30	738.5	166,000	83.00	80.38	788.3	177,200	88.60
-	30.00	4.13	2.77	74.14	727.10	163,400	81.70	80.58	790.3	177,600	88.80	86.02	843.6	189,600	94.80
-	31.00	4.41	2.96	79.21	776.80	174,600	87.30	86.05	843.8	189,600	94.80	91.85	900.8	202,400	101.20
1-1/4	32.00	4.70	3.15	84.43	828.00	186,100	93.05	92.89	911.0	204,700	102.35	97.87	959.9	215,700	107.85
-	33.00	4.99	3.36	89.24	875.20	196,700	98.35	97.51	956.2	214,900	107.45	104.1	1,021	229,500	114.75
-	34.00	5.30	3.56	95.48	936.4	210,500	105.25	104.50	1025	230,400	115.20	110.5	1,084	243,600	121.80
1-3/8	35.00	5.62	3.77	99.61	976.9	219,600	109.80	109.70	1076	241,800	120.90	117.1	1,148	258,000	129.00
-	36.00	5.94	3.99	105.4	1033	232,200	116.10	116.00	1138	255,800	127.90	123.9	1,215	273,100	136.55
1-1/2	38.00	6.62	4.45	118.6	1163	261,400	130.70	129.30	1268	285,000	142.50	138.0	1,354	304,300	152.15
-	40.00	7.34	4.93	131.1	1286	289,000	144.50	143.30	1405	315,800	157.90	152.9	1,500	337,200	168.60
1-5/8	41.30	7.81	5.25	138.5	1359	305,500	152.75	152.50	1496	336,300	168.15	162.8	1,597	359,000	179.50
-	42.00	8.09	5.44	145.0	1422	319,600	159.80	157.90	1549	348,200	174.10	168.6	1,654	371,800	185.90
-	44.00	8.88	5.97	158.5	1554	349,300	174.65	172.90	1696	381,200	190.60	185.1	1,815	408,000	204.00
1-3/4	45.00	9.29	6.24	164.0	1608	361,400	180.70	180.90	1774	398,700	199.35	193.2	1,895	425,900	212.95
-	46.00	9.70	6.52	174.7	1713	385,000	192.50	189.60	1860	418,100	209.05	201.9	1,980	445,100	222.55
1-7/8	47.50	10.35	6.95	182.7	1792	402,800	201.40	201.60	1977	444,400	222.20	215.3	2,111	474,500	237.25
-	48.00	10.56	7.10	189.5	1859	417,900	208.95	205.90	2019	453,800	226.90	219.8	2,156	484,600	242.30
2	50.00	11.46	7.70	202.8	1989	447,100	223.55	224.10	2198	494,100	247.05	239.0	2,343	526,700	263.35
-	52.00	12.40	8.33	219.4	2151	483,500	241.75	241.60	2369	532,500	266.25	258.5	2,535	569,800	284.90
2-1/8	54.00	13.37	8.98	238.1	2335	524,900	262.45	263.70	2586	581,300	290.65	278.7	2,733	614,300	307.15
-	56.00	14.14	9.50	254.4	2495	560,800	280.40	280.20	2747	617,500	308.75				
2-1/4	58.00	15.17	10.19	272.9	2677	601,700	300.85	301.40	2956	664,500	332.25				
2-3/8	60.00	16.23	10.91	292.1	2864	643,800	321.90	323.00	3168	712,100	356.05				

8 Strand

Compact T8P

Right or Left, Regular or Lang, Bright or Galvanized, Compacted, Rotary Swaged, Plastic Infused

- Compact T8P is a flexible steel-plastic combination rope with double parallel laid strands. All strands are compacted and rotary swaged.
- Compact T8P has an extremely high breaking strength and is very resistant against abrasion.
- Compact T8P is most suitable for multi-layer spooling systems with guided loads.
- Compact T8P is fully lubricated and made out of galvanized or ungalvanized wires.
- Compact T8P must not be used on a swivel.



Diameter Range Construction Criteria (mm)	12~32
Total number of wire	290
Number of load bearing wires in outer strands	208
The number of wire in outer strand	80
Average fill factor	0.75

Nominal Diameter		Approximate Weight		Minimum Breaking Strength			
				1960 Grade			
inch	mm	kg/m	lbs/ft	M ton	kN	lbs	US ton
-	12.0	0.72	0.48	14.80	144.7	32,500	16.25
1/2	12.7	0.80	0.54	16.51	161.9	36,400	18.20
-	13.0	0.84	0.57	17.30	169.8	38,100	19.05
-	14.0	0.98	0.66	20.10	196.9	44,200	22.10
9/16	14.3	1.03	0.69	20.96	205.5	46,200	23.10
-	15.0	1.12	0.75	23.10	226.1	50,800	25.40
5/8	15.9	1.28	0.86	26.22	257.1	57,800	28.90
-	16.0	1.28	0.86	26.22	257.1	57,800	28.90
-	18.0	1.62	1.09	33.20	325.2	73,100	36.55
-	19.0	1.80	1.21	37.00	362.4	81,400	40.70
3/4	19.1	1.80	1.21	36.97	362.5	81,500	40.70
-	20.0	2.00	1.34	40.90	401.5	90,200	45.10
-	22.0	2.42	1.63	49.50	485.8	109,200	54.60
7/8	22.2	2.46	1.65	50.44	494.6	111,200	55.60
-	24.0	2.88	1.94	58.90	577.6	129,800	64.90
-	25.0	3.12	2.10	63.90	626.8	140,900	70.45
1	25.4	3.23	2.17	65.95	646.7	145,400	72.70
-	26.0	3.38	2.27	69.10	677.9	152,300	76.15
-	27.0	3.64	2.45	74.50	731.0	164,300	82.15
-	28.0	3.92	2.63	80.20	786.2	176,700	88.35
1-1/8	28.6	4.09	2.75	83.64	820.2	184,400	92.20
-	29.0	4.20	2.82	86.00	843.4	189,500	94.75
-	30.0	4.49	3.02	92.00	902.5	202,800	101.40
-	31.0	4.80	3.23	98.30	963.7	216,600	108.30
1-1/4	31.8	5.12	3.44	104.69	1026.6	230,800	115.40
-	32.0	5.12	3.44	104.70	1026.9	230,800	115.40
-	36.0	-	-	144.00	1411.9	317,395	158.00

Uniq WS8

Right or Left, Regular or Lang,
Bright or Galvanized
Parallel Lay

- 8x25 (Fi) Steel Core
- 8 Conventional round strands, parallel lay rope
- Very flexible construction
- Improves service life



Diameter Range Construction Criteria (mm)	10-30 mm
Total number of wire	303
Average fill factor	0.69

Nominal Diameter	Weight		Minimum Breaking Strength								Metallic Area
			1960 Grade				2160 Grade				
mm	kg/m	lbs/ft	M ton	kN	lbs	US ton	M ton	kN	lbs	US ton	mm
10	0.46	0.31	8.9	87	19,500	9.75	9.7	95	21,300	10.65	54
11	0.56	0.38	10.7	105	23,600	11.80	11.7	115	25,800	12.90	66
12	0.66	0.44	12.8	125	28,100	14.05	13.9	137	30,700	15.35	78
13	0.78	0.52	15.0	147	33,000	16.50	16.4	161	36,100	18.05	92
14	0.9	0.6	17.4	171	38,400	19.20	19.0	186	41,800	20.90	107
15	1.04	0.7	20.0	196	44,000	22.00	21.8	214	48,100	24.05	122
16	1.18	0.79	22.7	223	50,100	25.05	24.8	243	54,600	27.30	139
17	1.33	0.89	25.6	251	56,400	28.20	28.0	275	61,800	30.90	157
18	1.49	1	28.7	282	63,300	31.65	31.4	308	69,200	34.60	176
19	1.66	1.12	32.0	314	70,500	35.25	35.0	343	77,100	38.55	196
20	1.84	1.24	35.5	348	78,200	39.10	38.7	380	85,400	42.70	218
21	2.03	1.36	39.1	384	86,300	43.15	42.7	419	94,100	47.05	240
22	2.23	1.5	42.9	421	94,600	47.30	46.9	460	103,400	51.70	263
24	2.65	1.78	51.1	501	112,600	56.30	55.8	547	122,900	61.45	313
25	2.88	1.94	55.4	544	122,200	61.10	60.5	594	133,500	66.75	340
26	3.11	2.09	60.0	588	132,100	66.05	65.5	642	144,300	72.15	368
28	3.61	2.43	69.6	682	153,300	76.65	75.9	745	167,400	83.70	426
30	4.14	2.78	79.8	783	176,000	88.00	87.2	855	192,200	96.10	490

8 Strand

Uniq WS8C

Right or Left, Regular or Lang,
Bright or Galvanized
Parallel Lay, Compacted

- 8 Strands compacted parallel lay rope
- Very flexible construction
- Increases service life



Diameter Range Construction Criteria (mm)	10-30 mm
Total number of wire	311
Average fill factor	0.72

Nominal Diameter	Approximate Weight		Minimum Breaking Strength								Metallic Area
			1960 Grade				2160 Grade				
mm	kg/m	lbs/ft	M ton	kN	lbs	US ton	M ton	kN	lbs	US ton	mm
10	0.48	0.32	9.3	91	20,400	10.20	10.2	100	22,400	11.20	56
11	0.58	0.39	11.2	110	24,700	12.35	12.3	121	27,200	13.60	68
12	0.69	0.46	13.4	131	29,400	14.70	14.7	144	32,300	16.15	81
13	0.81	0.54	15.7	154	34,600	17.30	17.2	169	37,900	18.95	95
14	0.94	0.63	18.2	178	40,000	20.00	20.0	196	44,000	22.00	110
15	1.08	0.73	20.9	205	46,000	23.00	22.9	225	50,500	25.25	127
16	1.23	0.83	23.8	233	52,300	26.15	26.1	256	57,500	28.75	144
17	1.39	0.93	26.8	263	59,100	29.55	29.5	289	64,900	32.45	163
18	1.56	1.05	30.1	295	66,300	33.15	33.0	324	72,800	36.40	182
19	1.73	1.16	33.5	329	73,900	36.95	36.8	361	81,100	40.55	203
20	1.92	1.29	37.1	364	81,800	40.90	40.8	400	89,900	44.95	225
21	2.12	1.42	40.9	401	90,100	45.05	45.0	441	99,100	49.55	248
22	2.32	1.56	44.9	440	98,900	49.45	49.4	484	108,800	54.40	272
24	2.76	1.85	53.4	524	117,700	58.85	58.7	576	129,400	64.70	324
25	3	2.02	58.0	569	127,900	63.95	63.7	625	140,500	70.25	352
26	3.24	2.18	62.7	615	138,200	69.10	68.9	676	151,900	75.95	381
28	3.76	2.53	72.8	713	160,200	80.10	79.9	784	176,200	88.10	441
30	4.32	2.9	83.5	819	184,100	92.05	91.8	900	202,300	101.15	507

Uniq S8S

Right or Left, Regular or Lang,
Bright or Galvanized
Parallel Lay, Swaged

- 8 Strands parallel lay swaged rope
- Very flexible construction
- Increases service life



Diameter Range Construction Criteria (mm)	8.0-26.0 mm
Total number of wire	227
Average fill factor	0.727

Nominal Diameter	Approximate Weight		Minimum Breaking Strength								Metallic Area
			1960 Grade				2160 Grade				
mm	kg/m	lbs/ft	M ton	kN	lbs	US ton	M ton	kN	lbs	US ton	mm2
8	0.35	0.24	6.1	60	13,400	6.70	6.7	66	14,800	7.40	37
9	0.44	0.30	7.7	76	17,000	8.50	8.5	84	18,800	9.40	46
10	0.54	0.36	9.6	94	21,100	10.55	10.5	103	23,100	11.55	57
11	0.66	0.44	11.6	113	25,400	12.70	12.7	125	28,100	14.05	69
12	0.78	0.52	13.8	135	30,300	15.15	15.1	149	33,400	16.70	82
13	0.92	0.62	16.2	158	35,500	17.75	17.8	174	39,100	19.55	96
14	1.06	0.71	18.7	184	41,300	20.65	20.6	202	45,400	22.70	112
15	1.22	0.82	21.5	211	47,400	23.70	23.7	232	52,100	26.05	128
16	1.39	0.93	24.5	240	53,900	26.95	26.9	264	59,300	29.65	146
17	1.57	1.05	27.6	271	60,900	30.45	30.4	298	66,900	33.45	165
18	1.76	1.18	31	304	68,300	34.15	34.1	334	75,000	37.50	185
19	1.96	1.32	34.5	338	75,900	37.95	38	372	83,600	41.80	206
20	2.17	1.46	38.2	375	84,300	42.15	42.1	413	92,800	46.40	228
21	2.39	1.61	42.2	413	92,800	46.40	46.4	455	102,200	51.10	252
22	2.62	1.76	46.3	454	102,000	51.00	50.9	499	112,100	56.05	276
23	2.87	1.93	50.6	496	111,500	55.75	55.6	546	122,700	61.35	302
24	3.12	2.10	55.1	540	121,300	60.65	60.6	594	133,500	66.75	329
25	3.39	2.28	59.7	586	131,700	65.85	65.7	645	144,900	72.45	356
26	3.67	2.47	64.6	634	142,500	71.25	71.1	697	156,600	78.30	386

19 Strand

Compact 19

Right or Left, Regular or Lang, Bright or Galvanized, Compacted Rotation Resistant Rope

- Compact 19 strands have a flattened strand surface giving to a wider contact area between sheave and rope which increases the resistance to abrasian.

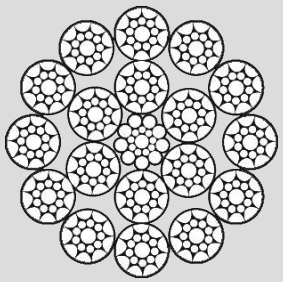

19x19(S) 1-6-12 + CMP

Diameter Range Construction Criteria (mm)	8-36 mm
Total number of wire	361

Nominal Diameter		Approximate Weight		1960 Grade				2160 Grade				Max Length
inch	mm	kg/m	lbs	M ton	kN	lbs	US ton	M ton	kN	lbs	US ton	Meter
5/16	8	0.31	0.21	5.59	54.8	12,300	6.15	6.15	60.3	13,600	6.80	3,050
-	9	0.40	0.27	7.08	69.4	15,600	7.80	7.78	76.3	17,200	8.60	3,050
3/8	9.5	0.44	0.30	7.89	77.4	17,400	8.70	-----	-----	----------	-	3,050
-	10	0.49	0.33	8.74	85.7	19,300	9.65	-----	-----	----------	-	3,050
7/16	11.1	0.60	0.40	10.8	106	23,800	11.90	-----	-----	----------	-	3,050
-	12	0.70	0.47	12.6	124	27,800	13.90	-----	-----	----------	-	3,050
1/2	12.7	0.79	0.53	14.1	138	31,100	15.55	-----	-----	----------	-	2,000
-	13	0.82	0.55	14.8	145	32,600	16.30	-----	-----	----------	-	2,000
9/16	14.3	1.00	0.67	17.9	176	39,500	19.75	-----	-----	----------	-	2,000
5/8	16	1.25	0.84	22.4	220	49,400	24.70	-----	-----	----------	-	1,525
-	18	1.58	1.06	28.4	279	62,600	31.30	-----	-----	----------	-	3,350
3/4	19.1	1.76	1.18	32.0	314	70,500	35.25	-----	-----	----------	-	3,000
-	20	1.95	1.31	35.0	343	77,200	38.60	-----	-----	----------	-	2,700
-	22	2.36	1.59	42.5	417	93,700	46.85	-----	-----	----------	-	2,200
7/8	22.2	2.40	1.61	43.2	424	95,200	47.60	-----	-----	----------	-	2,200
-	24	2.81	1.89	50.5	495	111,300	55.65	-----	-----	----------	-	2,200
-	25	3.05	2.05	54.8	537	120,800	60.40	60.2	590	132,700	66.35	1,600
1	25.4	3.15	2.12	56.6	555	124,800	62.40	62.1	609	136,900	68.45	1,600
-	26	3.30	2.22	59.3	582	130,700	65.35	65.1	638	143,500	71.75	1,600
-	28	3.82	2.57	68.7	674	151,500	75.75	75.5	740	166,400	83.20	1,250
1-1/8	28.6	3.99	2.68	71.7	703	158,100	79.05	78.8	773	173,700	86.85	1,250
-	30	4.39	2.95	78.9	774	173,900	86.95	86.7	850	191,100	95.55	1,140
1-1/4	31.8	4.93	3.31	88.7	870	195,500	97.75	97.4	955	214,700	107.35	1,140
-	32	4.99	3.35	89.8	881	198,000	99.00	98.6	967	217,400	108.70	1,000
-	34	5.64	3.79	101.0	990	222,700	111.35	-----	-----	----------	-	850
1-3/8	35	5.98	4.02	107.0	1049	235,900	117.95	----	----	----------	-	800
-	36	6.32	4.25	113.0	1108	249,100	124.55	-----	-----	----------	-	750

CALL FOR INFORMATION

Compact 19P

Right or Left, Regular or Lang,
Bright or Galvanized
Compacted, Plastic Infused

- Compact 19P is suitable for lifting height application with semi rotation resistance.
- Compact 19P has a plastic layer between the inner strands and outer strands and all strands are compacted.
- The steel plastic combination increases structual stability.
- Compact 19P is fully lubricated and made out of galvanized or ungalvanized wires.
- Compact 19P is suitable for multi-layer spooling.



Diameter Range Construction Criteria (mm)	8~40
Total number of wire	361
Number of load bearing wires in outer strands	228
The number of wire in outer strand	108
Average fill factor	0.64

Nominal Diameter		Approximate Weight		Minimum Breaking Strength							
				1960 Grade				2160 Grade			
inch	mm	kg/m	lbs/ft	M ton	kN	lbs	US ton	M ton	kN	lbs	US ton
5/16	8	0.31	0.21	5.4	53.3	11,900	5.95	6.0	58.4	13,100	6.55
-	9	0.40	0.27	6.9	67.5	15,100	7.55	7.5	73.9	16,600	8.30
-	10	0.49	0.33	8.8	86.3	19,400	9.70	9.6	94.6	21,200	10.60
7/16	11	0.59	0.40	10.6	104.2	23,400	11.70	11.2	110.3	24,700	12.35
-	12	0.70	0.47	12.6	123.1	27,600	13.80	13.8	134.9	30,300	15.15
-	13	0.83	0.55	15.1	147.7	33,200	16.60	16.5	161.7	36,300	18.15
-	14	0.96	0.64	17.5	171.3	38,500	19.25	19.1	187.6	42,100	21.05
-	15	1.10	0.74	20.0	196.6	44,100	22.05	22.0	215.3	48,300	24.15
5/8	16	1.25	0.84	22.5	220.2	49,500	24.75	24.6	241.2	54,200	27.10
-	18	1.58	1.06	28.2	276.5	62,100	31.05	30.9	302.8	68,000	34.00
3/4	19	1.76	1.18	31.7	310.9	69,800	34.90	34.7	340.6	76,500	38.25
-	20	1.95	1.31	35.4	346.9	77,900	38.95	38.7	379.9	85,400	42.70
7/8	22	2.36	1.59	42.5	417.1	93,700	46.85	46.6	456.8	102,600	51.30
-	23	2.58	1.73	46.5	455.7	102,400	51.20	49.2	482.4	108,400	54.20
-	24	2.81	1.89	50.9	499.1	112,100	56.05	55.7	546.7	122,800	61.40
-	25	3.05	2.05	55.1	540.1	121,400	60.70	60.3	591.5	132,900	66.45
-	26	3.30	2.22	60.1	589.0	132,400	66.20	65.8	645.2	145,000	72.50
-	27	3.56	2.39	64.8	635.2	142,700	71.35	71.0	695.8	156,400	78.20
-	28	3.83	2.57	66.2	649.6	146,000	73.00	75.9	744.3	167,300	83.65
-	29	4.10	2.76	74.3	729.0	163,800	81.90	81.4	798.4	179,400	89.70
-	30	4.39	2.95	79.3	777.2	174,700	87.35	86.8	851.3	191,300	95.65
1-1/4	32	5.00	3.36	90.2	884.8	198,900	99.45	98.8	969.1	217,800	108.90
-	34	5.64	3.79	101.8	998.2	224,300	112.15	111.5	1,093.3	245,700	122.85
1-3/8	35	5.98	4.02	108.2	1,060.8	238,400	119.20	118.5	1,161.9	261,100	130.55
-	36	6.32	4.25	114.7	1,125.3	252,900	126.45	125.7	1,232.6	277,000	138.50
-	38	7.05	4.74	127.9	1,254.1	281,900	140.95	140.1	1,373.7	308,800	154.40
-	40	7.81	5.25	139.0	1,363.6	306,500	153.25	152.3	1,493.6	335,700	167.85

35 Strand

Compact 35

Right or Left, Regular or Lang,
Bright or Galvanized

Compacted

- Compact 35 is the most suitable for lifting height application.
- Compact 35 is a rotation resistant rope and made with compacted parts of outer strands and inner strands.

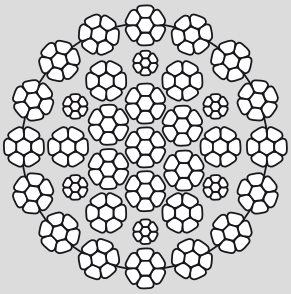

Diameter Range Construction Criteria (mm)	8-36 mm
Total number of wire	361

Nominal Diameter		Approximate Weight		Minimum Breaking Strength											
				1770 Grade				1960 Grade				2160 Grade			
inch	mm	kg/m	lbs/ft	M ton	Kn	lbs	US ton	M ton	Kn	lbs	US ton	M ton	Kn	lbs	US ton
5/16	8	0.33	0.22	5.4	52.6	11,800	5.90	6.0	58.5	13,100	6.55	6.4	62.8	14,100	7.05
-	9	0.41	0.28	6.8	66.6	14,900	7.45	7.6	74.1	16,600	8.30	8.1	79.4	17,800	8.90
-	10	0.51	0.34	8.4	82.2	18,400	9.20	9.3	91.4	20,500	10.25	10.0	98.0	22,000	11.00
7/16	11	0.62	0.41	10.1	99.5	22,300	11.15	11.3	110.6	24,800	12.40	12.1	118.6	26,600	13.30
-	12	0.74	0.49	12.1	118.4	26,600	13.30	13.4	131.7	29,600	14.80	14.4	141.2	31,700	15.85
1/2	12.7	0.82	0.55	13.5	132.6	29,800	14.90	15.0	147.5	33,100	16.55	16.5	161.4	36,200	18.10
-	13	0.86	0.58	14.2	139.0	31,200	15.60	15.8	154.5	34,700	17.35	16.9	165.7	37,200	18.60
9/16	14	1.00	0.67	16.4	161.2	36,200	18.10	18.3	179.2	40,200	20.10	19.6	192.2	43,200	21.60
-	15	1.15	0.77	18.9	185.0	41,500	20.75	21.0	205.7	46,200	23.10	22.5	220.6	49,500	24.75
5/8	16	1.31	0.88	21.5	210.5	47,300	23.65	23.9	234.0	52,600	26.30	25.6	251.0	56,400	28.20
-	17	1.48	0.99	24.2	237.6	53,400	26.70	26.9	264.2	59,300	29.65	28.9	283.4	63,700	31.85
-	18	1.65	1.11	27.2	266.4	59,800	29.90	30.2	296.2	66,500	33.25	32.4	317.7	71,400	35.70
3/4	19.1	1.84	1.24	30.3	296.8	66,700	33.35	33.7	330.0	74,100	37.05	36.1	354.0	79,500	39.75
-	20	2.04	1.37	33.5	328.9	73,900	36.95	37.3	365.7	82,200	41.10	40.0	392.2	88,100	44.05
-	21	2.25	1.51	37.0	362.6	81,500	40.75	41.1	403.2	90,600	45.30	44.1	432.4	97,200	48.60
-	22	2.47	1.66	40.6	398.0	89,400	44.70	45.1	442.5	99,400	49.70	48.4	474.6	106,600	53.30
7/8	22.2	2.56	1.72	42.1	412.6	92,700	46.35	46.8	458.7	103,100	51.55	50.2	492.0	110,600	55.30
-	23	2.70	1.81	44.4	435.0	97,700	48.85	49.3	483.6	108,700	54.35	52.9	518.7	116,600	58.30
-	24	2.94	1.97	48.3	473.6	106,400	53.20	53.7	526.6	118,300	59.15	57.6	564.8	126,900	63.45
-	25	3.19	2.14	52.4	513.9	115,500	57.75	58.3	571.4	128,400	64.20	62.5	612.8	137,700	68.85
1	25.4	3.29	2.21	54.1	530.5	119,200	59.60	60.1	589.8	132,500	66.25	64.5	632.6	142,200	71.10
-	26	3.45	2.32	56.7	555.9	124,900	62.45	63.0	618.0	138,900	69.45	67.6	662.8	148,900	74.45
-	27	3.72	2.50	61.1	599.4	134,700	67.35	68.0	666.5	149,800	74.90	72.9	714.8	160,600	80.30
-	28	4.00	2.69	65.7	644.7	144,900	72.45	73.1	716.8	161,100	80.55	78.4	768.7	172,800	86.40

- Compact 35 has an extremely high breaking strength with a very strong resistance against drum crushing.
- Compact 35 is fully lubricated and made out of galvanized or ungalvanized wires.
- 35x7 Class ropes have less than 2 degrees of rotation.

Nominal Diameter		Approximate Weight		Minimum Breaking Strength											
				1770 Grade				1960 Grade				2160 Grade			
inch	mm	kg/m	lbs/ft	M ton	Kn	lbs	US ton	M ton	Kn	lbs	US ton	M ton	Kn	lbs	US ton
1-1/8	28.6	4.17	2.80	68.6	672.6	151,200	75.60	76.3	747.8	168,100	84.05	81.6	800.6	179,900	89.95
-	29	4.29	2.88	70.5	691.5	155,400	77.70	78.4	768.9	172,800	86.40	84.1	824.6	185,300	92.65
-	30	4.59	3.09	75.5	740.0	166,300	83.15	83.9	822.8	184,900	92.45	90.0	882.4	198,300	99.15
-	31	4.90	3.30	80.6	790.2	177,600	88.80	89.6	878.6	197,500	98.75	97.7	958.4	215,400	107.70
1-1/4	32	5.23	3.51	85.9	842.0	189,200	94.60	95.5	936.2	210,400	105.20	102.4	1,004	225,600	112.80
-	33	5.56	3.73	91.3	895.4	201,200	100.60	101.5	995.6	223,800	111.90	108.9	1,068	240,000	120.00
-	34	5.90	3.96	96.9	950.5	213,600	106.80	107.8	1,057	237,600	118.80	115.6	1,133	254,600	127.30
-	36	6.61	4.44	108.7	1,066	239,600	119.80	120.8	1,185	266,300	133.15	129.6	1,271	285,700	142.85
1-1/2	38	7.37	4.95	121.1	1,187	266,800	133.40	134.6	1,320	296,700	148.35	144.4	1,416	318,300	159.15
-	40	8.17	5.49	134.2	1,316	295,800	147.90	149.2	1,463	328,800	164.40	160.0	1,569	352,700	176.35
-	41	8.58	5.76	140.9	1,382	310,600	155.30	156.7	1,537	345,500	172.75	168.1	1,648	370,400	185.20
-	42	9.00	6.05	147.9	1,450	325,900	162.95	164.4	1,613	362,600	181.30	176.4	1,730	388,900	194.45
-	43	9.44	6.34	155.0	1,520	341,600	170.80	172.4	1,690	379,900	189.95	184.9	1,813	407,500	203.75
-	44	9.88	6.64	162.3	1,592	357,800	178.90	180.5	1,770	397,800	198.90	193.6	1,898	426,600	213.30
1-3/4	45	10.33	6.94	169.8	1,665	374,200	187.10	188.8	1,851	416,100	208.05	202.5	1,985	446,200	223.10
-	46	10.80	7.26	177.4	1,740	391,100	195.55	197.3	1,935	434,900	217.45	211.6	2,075	466,400	233.20
-	48	11.76	7.90	193.2	1,894	425,700	212.85	214.8	2,106	473,400	236.70	230.4	2,259	507,800	253.90
2	50	12.76	8.57	209.6	2,056	462,100	231.05	233.1	2,286	513,800	256.90	249.9	2,451	550,900	275.45

35 Strand

Compact 35P

Right or Left, Regular or Lang,
Bright or Galvanized, Compacted
Plastic Enhanced

- Compact 35P is the most suitable for lifting height application.
- Compact 35P is a rotation resistant rope and made with compacted parts of outer strands and inner strands.
- Compact 35P has an extremely high breaking strength with a very strong resistance against drum crushing.



Diameter Range Construction Criteria (mm)	10-40
Total number of wire	245
Number of load bearing wires in outer strands	112
The number of wire in outer strand	96
Average fill factor	0.74

Nominal Diameter		Approximate Weight		Minimum Breaking Strength							
				1960 Grade				2160 Grade			
inch	mm	kg/m	lbs/ft	M ton	Kn	lbs	US Ton	M ton	Kn	lbs	US Ton
5/8	16	1.33	0.89	23.86	234.0	52,600	26.30	25.36	248.7	55,900	27.95
-	17	1.50	1.01	26.94	264.2	59,300	29.65	28.63	280.8	63,100	31.55
-	18	1.68	1.13	30.20	296.2	66,500	33.25	32.10	314.8	70,700	35.35
3/4	19	1.88	1.26	33.65	330.0	74,100	37.05	35.76	350.7	78,800	39.40
-	20	2.08	1.40	37.28	365.6	82,100	41.05	39.63	388.6	87,300	43.65
-	21	2.29	1.54	41.10	403.1	90,600	45.30	43.69	428.5	96,300	48.15
-	22	2.52	1.69	45.11	442.4	99,400	49.70	47.95	470.2	105,700	52.85
7/8	22.2	2.61	1.75	46.77	458.6	103,000	51.50	49.71	487.5	109,500	54.75
-	23	2.75	1.85	49.31	483.5	108,600	54.30	52.41	513.9	115,500	57.75
-	24	2.99	2.01	53.69	526.5	118,300	59.15	57.06	559.6	125,700	62.85
-	25	3.25	2.18	58.25	571.3	128,400	64.20	61.92	607.2	136,400	68.20
1	25.4	3.35	2.25	60.13	589.7	132,500	66.25	63.91	626.8	140,900	70.45
-	26	3.51	2.36	63.01	617.9	138,900	69.45	66.97	656.8	147,600	73.80
-	27	3.79	2.55	67.95	666.3	149,700	74.85	72.22	708.3	159,200	79.60
-	28	4.08	2.74	73.07	716.6	161,000	80.50	77.67	761.7	171,200	85.60
1-1/8	28.6	4.25	2.86	76.24	747.7	168,000	84.00	81.03	794.7	178,600	89.30
-	29	4.37	2.94	78.38	768.7	172,800	86.40	83.31	817.1	183,600	91.80
-	30	4.68	3.14	83.88	822.7	184,900	92.45	89.16	874.4	196,500	98.25
-	31	5.00	3.36	89.72	879.9	197,800	98.90	95.20	933.7	209,800	104.90
1-1/4	32	5.32	3.58	95.44	936.0	210,400	105.20	101.4	994.9	223,600	111.80
-	33	5.66	3.80	101.5	995.4	223,700	111.85	107.9	1,058	237,800	118.90
-	34	6.01	4.04	107.7	1,057	237,600	118.80	114.5	1,123	252,400	126.20

- Compact 35P is fully lubricated and made out of galvanized or ungalvanized wires.
- Plastic infused core for stability and performance.

Nominal Diameter		Approximate Weight		Minimum Breaking Strength							
				1960 Grade				2160 Grade			
inch	mm	kg/m	lbs/ft	M ton	Kn	lbs	US Ton	M ton	Kn	lbs	US Ton
1-3/8	35	6.37	4.28	114.2	1,120	251,700	125.85	121.4	1,190	267,500	133.75
-	36	6.74	4.53	120.8	1,185	266,300	133.15	128.4	1,259	283,000	141.50
1-1/2	38	7.51	5.04	134.6	1,320	296,700	148.35	143.1	1,403	315,300	157.65
-	40	8.32	5.59	149.1	1,462	328,600	164.30	158.5	1,554	349,300	174.65
-	41	8.74	5.87	156.7	1,537	345,500	172.75	166.5	1,633	367,000	183.50
-	42	9.17	6.16	164.4	1,612	362,300	181.15	174.8	1,714	385,300	192.65
-	43	9.61	6.46	172.3	1,690	379,900	189.95	183.2	1,796	403,700	201.85
-	44	10.06	6.76	180.4	1,770	397,800	198.90	191.8	1,881	422,800	211.40
1-3/4	45	10.52	7.07	188.7	1,851	416,100	208.05	200.6	1,967	442,100	221.05
-	46	11.00	7.39	197.3	1,935	434,900	217.45	209.6	2,056	462,100	231.05
-	48	11.97	8.04	215.5	2,113	475,000	237.50	228.2	2,238	503,100	251.55

Specialty

Ultra Pac UP4

Bright or Galvanized
Swaged, Compacted

- 4 Strands compacted swaged rope
- Bright or Galvanized rope
- Extremely high breaking strength
- Very flexible construction
- Less torque wire rope

Diameter Range Construction Criteria (mm)	8.0-30.0 mm
Total number of wire	144
Average fill factor	0.686

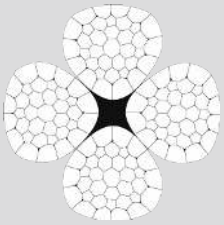

Nominal Diameter	Approximate Weight		Minimum Breaking Strength								Metallic Area
			1960 Grade				2160 Grade				
mm	kg/m	lbs/ft	M ton	kN	lbs	US ton	M ton	kN	lbs	ton	mm
8	0.29	0.19	5.8	57	12,800	6.40	6.2	61	13,700	6.85	35
9	0.36	0.24	7.4	72	16,100	8.05	7.9	77	17,300	8.65	44
10	0.45	0.3	9.1	89	20,000	10.00	9.7	95	21,300	10.65	54
11	0.54	0.36	11.0	108	24,200	12.10	11.8	115	25,800	12.90	65
12	0.65	0.44	13.1	128	28,700	14.35	14.0	137	30,700	15.35	78
13	0.76	0.51	15.3	151	33,900	16.95	16.4	161	36,100	18.05	91
14	0.88	0.59	17.8	175	39,300	19.65	19.0	187	42,000	21.00	106
15	1.01	0.68	20.4	200	44,900	22.45	21.9	214	48,100	24.05	121
16	1.15	0.77	23.2	228	51,200	25.60	24.9	244	54,800	27.40	138
18	1.45	0.97	29.4	289	64,900	32.45	31.5	309	69,400	34.70	175
19	1.62	1.09	32.8	322	72,300	36.15	35.1	344	77,300	38.65	195
20	1.79	1.2	36.3	356	80,000	40.00	38.9	381	85,600	42.80	216
22	2.17	1.46	44.0	431	96,800	48.40	47.0	461	103,600	51.80	261
24	2.58	1.73	52.3	513	115,300	57.65	56.0	549	123,400	61.70	311
25	2.80	1.88	56.8	557	125,200	62.60	60.7	596	133,900	66.95	337
26	3.03	2.04	61.4	602	135,300	67.65	65.7	644	144,700	72.35	364
28	3.52	2.37	71.2	698	156,900	78.45	76.2	747	167,900	83.95	423
30	4.04	2.71	81.7	802	180,200	90.10	87.5	858	192,800	96.40	485

Super 3X

Regular Lay, Swaged

5/8" to 3/4": 3x36(WS) +3x25(Fi) +3x7 Swaged
7/8" to 1+3/4": 3x41(SFi) +3x25(Fi) +3x7 Swaged

Super 3X wire rope is specially designed to meet demanding applications that require flexibility, superior abrasion resistance, resistance to crushing, and high strength. The most typical applications are Boom Hoist Lines, Work Over Rigs, and other demanding hoist line applications. This unique nomenclature creates a wire rope that offers superior drum winding, increased fatigue resistance, and higher strength when compared to general purpose six strand and spin resistant wire ropes.



Diameter	Approximate Weight		Minimum Breaking Strength			
in	kg/m	lbs/ft	M ton	kN	lbs	US ton
5/8	1.34	0.9	23.1	226.9	51,000	25.50
3/4	1.64	1.1	33.1	324.7	72,900	36.45
7/8	2.23	1.5	44.0	431.5	97,000	48.50
1	2.98	2.0	56.7	556.0	124,900	62.45
1-1/8	3.87	2.6	72.1	707.3	159,000	79.50
1-1/4	4.76	3.2	88.5	868.3	195,100	97.55
1-3/8	5.66	3.8	108.0	1,058.7	237,900	118.95
1-1/2	6.85	4.6	126.1	1,236.1	277,800	138.90
1-5/8	7.89	5.3	147.0	1,441.3	324,000	162.00
1-3/4	9.23	6.2	167.8	1,645.9	369,900	184.95

Diameter Range Construction Criteria (mm)	5/8" - 1-3/4"
Total number of wire	204-219

8 Strand

Compact T8

Right or Left, Regular or Lang, Bright or Galvanized, Compacted, Rotary Swaged.

- Compact T8 is a flexible rope. All strands are compacted and rotary swaged.
- Compact T8 has an extremely high breaking strength and is very resistant against abrasion.
- Compact T8 is most suitable for multi-layer spooling systems with guided loads.
- Compact T8 is fully lubricated and made out of galvanized or ungalvanized wires.
- Compact T8 must not be used on a swivel.



Diameter Range Construction Criteria (mm)	8~18
Total number of wire	327
Number of load bearing wires in outer strands	80
The number of wire in outer strand	208
Average fill factor	0.681

Nominal Diameter	Approximate Weight		Minimum Breaking Strength			
			2160 Grade			
mm	kg/m	lbs/ft	M ton	kN	lbs	US ton
8	0.296	0.20	6.6	64.3	14,460	7.2
9	0.375	0.25	8.3	81.4	18,300	9.2
10	0.463	0.31	10.2	100.5	22,590	11.3
11	0.560	0.38	12.4	121.6	27,330	13.7
12	0.666	0.45	14.8	144.7	32,530	16.3
13	0.782	0.53	17.3	169.9	38,200	19.1
14	0.907	0.61	20.1	197.0	44,290	22.1
15	1.041	0.70	23.1	226.1	50,830	25.4
16	1.184	0.80	26.2	257.3	57,840	28.9
18	1.499	1.01	33.2	325.6	73,200	36.6

Alps Wire Rope Corporation

P. 800.424.9984
F. 800.424.9985

WITH OFFICES IN...
ILLINOIS
FLORIDA
TEXAS
PENNSYLVANIA

TO: